



# Art Virtual Learning

# 8th grade Art 3

**May 22, 2020**

**May 22**

## **Objective/Learning Target**

**I can create a parody of the Mona Lisa while keeping some of the qualities that make her recognizable.**



Take a closer look at a Famous Artist and their work

Explore a technique or Artist happening somewhere in the world right now!

Figure drawing challenges

Masterpiece Monday

Technique Tuesday

What's Up Wednesday

Thumbnail Thursday

Finally Friday

Practice Skills Known and new techniques

Small, loose sketches of objects we find or design concepts



# Parody

An imitation of the style of a particular writer, artist, or genre with deliberate exaggeration for comic effect.

The trick with creating a parody is to not take too much away from the original masterpiece. When making a parody, you want your viewers to know what inspired it.

Many famous artworks have been parodied. Often it is for comic effect, sometimes we create them to communicate a feeling,, and other times it is done to honor the original but make it relevant to the viewers.

# Parodies vs. Masterpiece




# Parodies vs. Masterpiece





# Parodies vs. Masterpiece




# Parodies vs. Masterpiece





Get out your thumbnail sketches from yesterday. Decide which one you want to use to create into a final masterpiece parody. Remember to include a few key Da Vinci techniques and ideas so your Modern Mona is still herself.



How to show  
us your  
creations...

We'd love to see your  
work!!!

Email your art teacher and  
be sure to tag your  
principal as well.

*BE BOLD, BE SAFE, and  
TAKE CARE OF YOU!*

*All the best,  
Ms. Perez*

[sarah\\_perez@idschools.org](mailto:sarah_perez@idschools.org)